
SPECIFICATION FOR APPROVAL

Product	DYNAMIC RECEIVER
Part no.	SD-150
Customer Approval	

Approved By	Checked By	Made By



A & B COMPONENTS

[HTTP://WWW.SPEAKER-TW.COM](http://www.speaker-tw.com)

SD-150

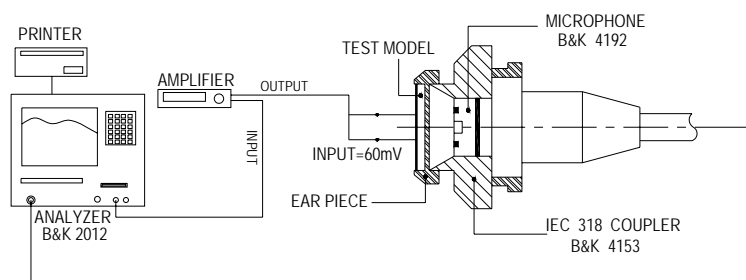
ITEMS.		SPECIFICATIONS
01	Type	Dynamic receiver unit
02	Dimension.	External diameter 38 mm
03	Sensitivity (S.P.L)	93 dB \pm 3 dB at 1kHz 60mV with IEC 318 coupler
04	Frequency Response.	Refer to frequency response chart.
05	Impedance.	150 Ohm \pm 20% at 1KHz
06	Magnet Field Intensity.	Axial – dB , Radial –dB at 1KHz
07	Max. Input Power.	Must be normal at a white noise , 50mW for 1 minute.
08	Weight.	35g \pm 2g
09	Appearance.	Should not exist any obstacle to be harmful to normal operation: damages, cracks, rusts, and distortions, etc.
10	Buzz, Rattle, Etc.	Should not be audible at 1V sine wave between 300 Hz to 3.4 kHz.
11	Terminal Strength.	Capable of withstanding 1 kg load for 15 sec without resulting in any damage or rejection.
12	Load Test.	1mW white noise (-filter) is applied for 72 hours satisfy the tests listed on item 03,04,09, and10
ENVIRONMENTAL TEST.		
Sensitivity difference shall be within \pm 3 dB and should satisfy the listed on item03,04, 09 and 10, after each following test.		
01	Thermal Cycle Test.	Low temperature: -40°C \pm 3°C, temperature:+70°C \pm 3°C, cycle: 6hour/cycles each, and then keep 2 hours in a room.
02	High Temp. Test.	Keep 96 hours at +70°C \pm 3°C and leave 6 hours in normal temperature and then check.
03	Low Temp. Test.	Keep 96 hours at -40°C \pm 3°C and leave 6 hours in normal temperature and then check.
04	Humidity Test	Keep 96 hours at +40°C \pm 3°C and relative humidity 95% and leave 3 hours in normal temperature and then check.
05	Drop Test	Drop the handset mounted a unit onto a board 5mm thick 18 times from the height of 1m and them should satisfy the test listed on item 09 and 10.

MEASUREMENT CONDITION.

Test and measurement will be carried out under normal condition of temperature within 5°C to 35 °C, Relative humidity within 45% to 85% and air pressure of 860mbar to 1060mbar.

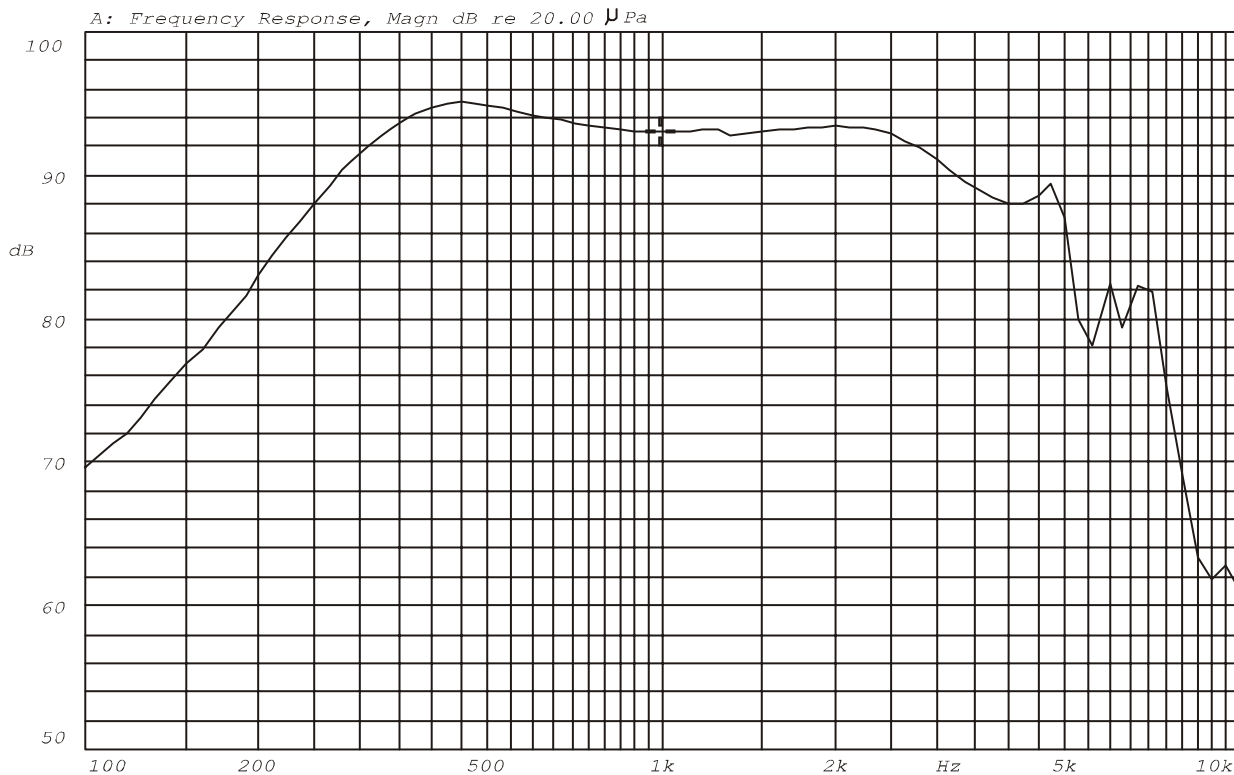
Should uncertainly arise in data obtained from the above atmosphere, control of temperature at 20°C ±2 °C and relative humidity within 60% and 70%, With air pressure remaining unchanged, to be enforced.

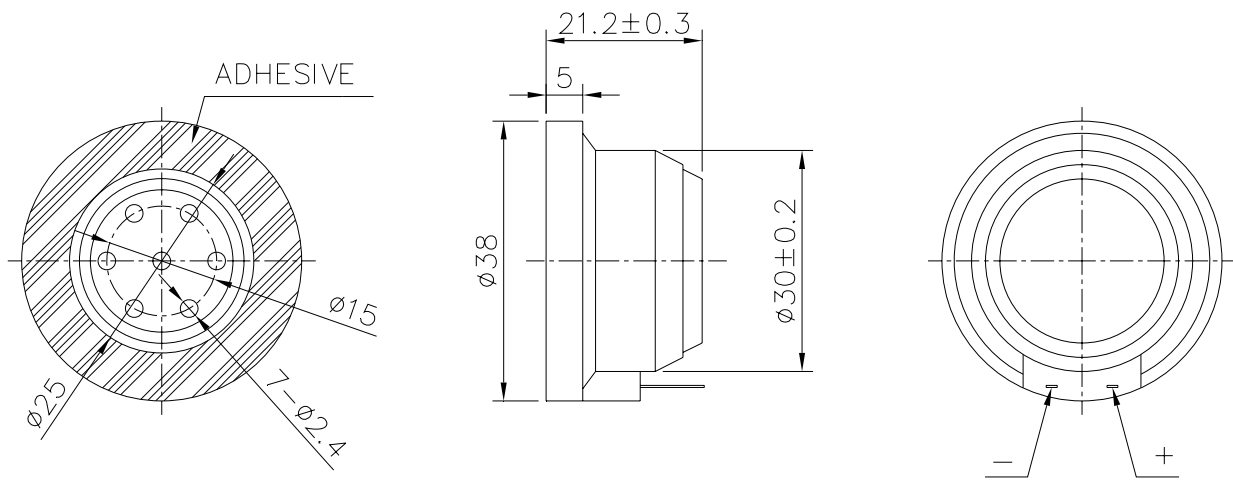
1. Test signal. :60mV
2. Sweep freq. Response. :Apply test signal varying logarithmical from 100Hz to 10kHz, 2 times for 0.5 second.
3. S.P.L (Sensitivity). :Read out average figure of S.P.L meter needle.
4. Freq. response curve. :Apply test signal and check response curve with frequency response recorder.



FREQUENCY RESPONSE CURVE

X:1.0000kHz *Y:93.02dB ZA:Live Curve SSR Fund.





TITLE: <i>DYNAMIC RECEIVER</i>		DRAWN: <i>Richard</i> 02/22/2002	SCALE: 1:1	SHEET: 1 of 1
PART NO. <i>SD-150</i>	1	DESIGNED: <i>R & D DEP.</i>	UNITS: <i>mm</i>	
DWG NO. <i>DTR-1055</i>		CHECKED:	TOLERANCE \pm ****	
	REV	APPROVAL:	UNLESS OTHERWISE SPECIFIED:	
		MATERIAL: <i>ABS</i>	ONE PLACE DECIMAL \pm ***	
			TWO PLACE DECIMAL \pm ***	
			THREE PLACE DECIMAL \pm ***	

A & B Components