
SPECIFICATION FOR APPROVAL

Product	PIEZO BUZZER (EXTERNAL)
Part No.	AZ-2225E-P
Customer Approval	

Approved By	Checked By	Made By



A & B Components

<http://www.speaker-tw.com>

AZ-2225E-P

Items		Units	Specifications	Conditions
01	Rated Voltage	Vp-p	12	Square Wave
02	Operating Voltage(Max)	Vp-p	3 ~ 30	
03	Current Consumption(max)	mA	8	At 2.5KHz / 12Vp-p Square Wave
04	Sound Pressure Level (Min)	dB	85	At 10cm 12Vp-p Square Wave
05	Resonant Frequency	Hz	2500±.500	
06	Operating Temp.	°C	-20 ~ +60	
07	Storage Temp.	°C	-30 ~ +70	
08	Capacitance	pF	20,000 ± 30%	At 120 Hz
09	Weight	g	3	

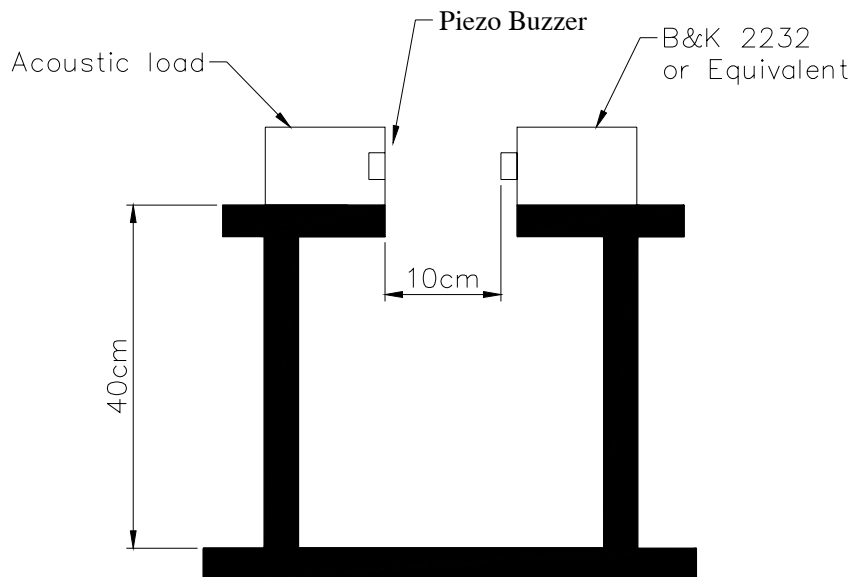
Measurement Condition

Test and measurement will be carried out under normal condition of temperature within 5°C to 35°C, relative humidity within 45% to 85% and air pressure of 860mbar to 1060mbar.

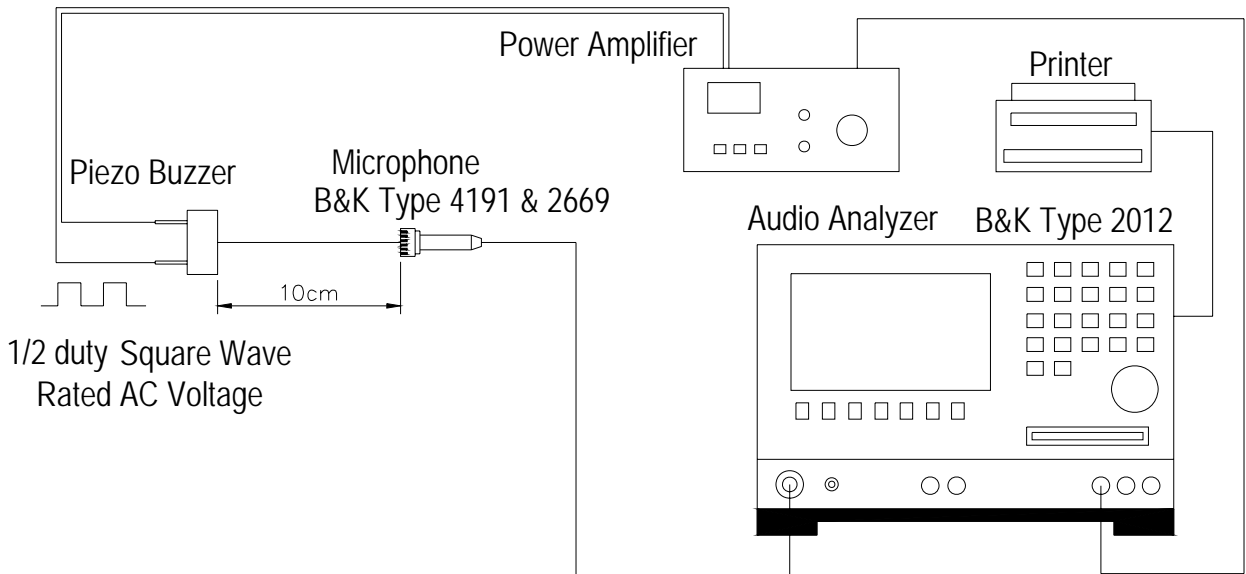
Should uncertainly arise in data obtained from the above atmosphere, control of temperature At 20°C±2°C and relative humidity within 60% and 70%, with air pressure remaining unchanged, To be enforced.

Value Applying Rated Voltage

STANDARD TEST FIXTURE

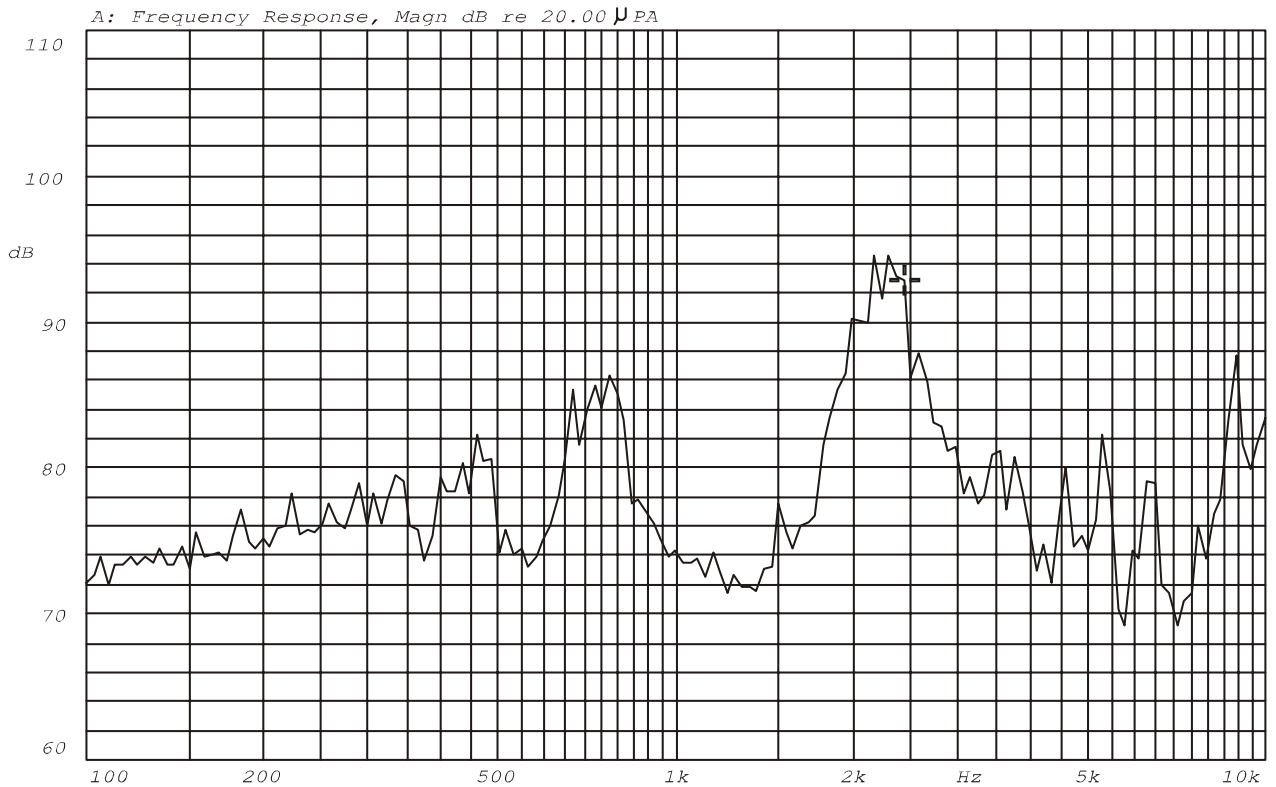


Standard test condition of piezo buzzer



Frequency Response Curve

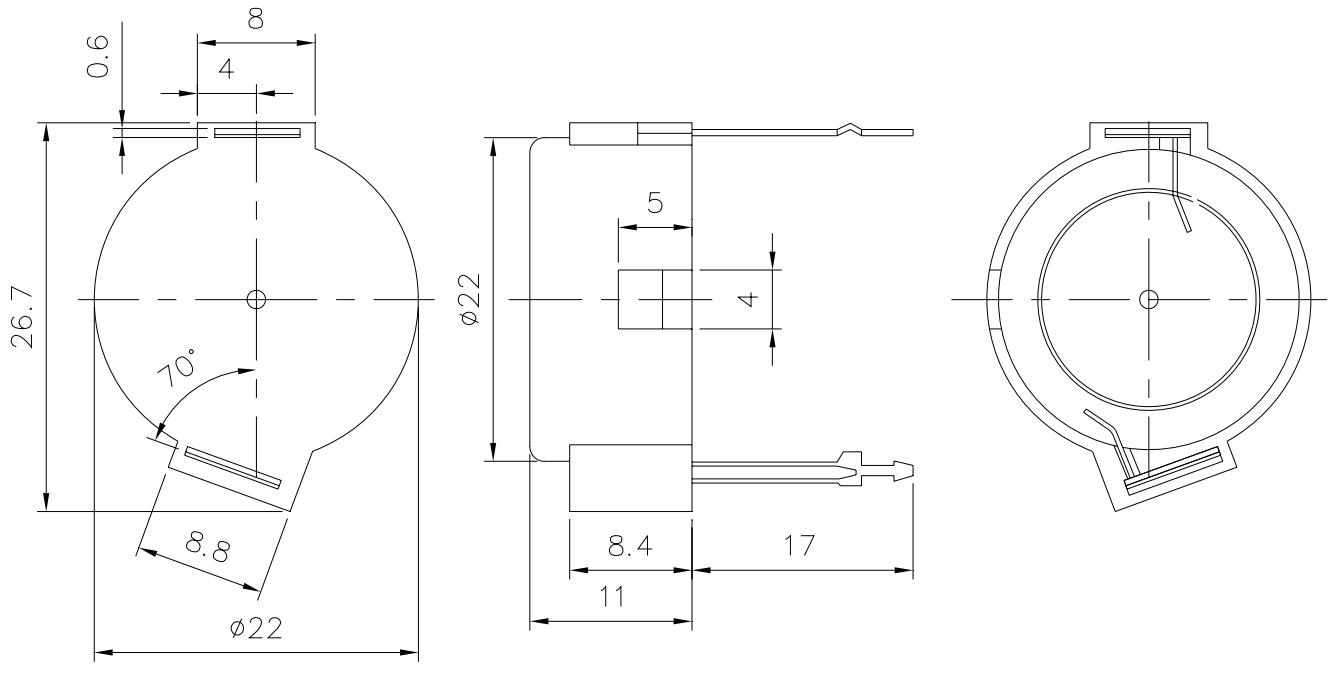
X:2.4406kHz Y:92.89dB ZA:Live Curve SSR T. RMS



Mode: SSR



REV NO.	REVISION NOTE	APPROVAL	DATE
---------	---------------	----------	------



TITLE: <i>PIEZO BUZZER EXTERNAL</i>		DRAWN: <i>Richard</i> 04/18/2002	SCALE: 2:1	SHEET: 1 : 1
PART NO. <i>AZ-2225E-P</i>	1	DESIGNED: R & D DEP.	UNITS: mm	
DWG NO. <i>DTP-1138</i>		CHECKED:	TOLERANCE ± 0.5	
REV		APPROVAL:	UNLESS OTHERWISE SPECIFIED:	
		MATERIAL: ABS	ONE PLACE DECIMAL ± ***	
			TWO PLACE DECIMAL ± ***	
			THREE PLACE DECIMAL ± ***	

A & B Components

RELIABILITY TEST

AZ-2225E-P

Item	Conditions	Evaluation standard
01 Low Temp. Storage Test	A°C±2°C ,240Hr	(S.P.L)Test before numerical ±10dB *wrong (Frequency)Test before numerical ±10% (Current)Test before numerical ±10% (No crake is allowed on the part surface after Free drop test) ● After the test ,the part shall meet the specifications without any degradation in appearance and performance
02 High Temp. Storage Test	B°C±2°C RH50% ,240Hr	
03 Temp./Humidity Storage Test	40°C±2°C , RH90-95% 240Hr	
04 Thermal Shock Test	A°C±2°C (1Hr)→ ,20°C±2°C (1Hr) B°C±2°C (1Hr)→ ,20°C±2°C (1Hr)10 cycle	
05 Vibration Test	10-55Hz/1min amplitude1.5mm,X,Y,Z,3 directions	
06 Mechanical Shock Test	+100G,Sine wave, XYZ , 3 impacts per axis	
07 Free Drop Test	The part shall be dropped freely from a height of 75 cm onto concrete 1 time in 2 axes (total 4 times)	
08 Life Burning Test	The part shall be subjected to 1000 hrs in the room temp with rated voltage applied	
09 Lead Wire / Pin Pull Test	The Part checking standard : Following supplier's Spec. Finished-part checking Standard vertical Pull i)100g MIN 0.05mm Thickness of ceramic ii)300g MIN 0.1mm ≤ Thickness of ceramic b: Horizontal Pull i)700g MIN	

Remark : "A" means Storage low temp. "B" means Storage high temp