
SPECIFICATION FOR APPROVAL

Product	PIEZO BUZZER
Part No.	AZ-3034E-W
Customer Approval	

Approved By	Checked By	Made By



A & B Components

<http://www.speaker-tw.com>

AZ-3034E-W

Items		Units	Specifications	Conditions
01	Rated Voltage	Vp-p	9	Square Wave
02	Operating Voltage	Vp-p	3-28	
03	Rated Current	mA(Max)	8	9 Vp-p / 3.4 KHz
04	Sound Output At 30cm	dBA(Min)	80	At 9 Vp-p / 3.4 KHz
05	Resonant Frequency	Hz	3400±500	
06	Operating Temp.	°C	-20~ +60	
07	Storage Temp.	°C	-30~ +70	
08	Weight	g	8	

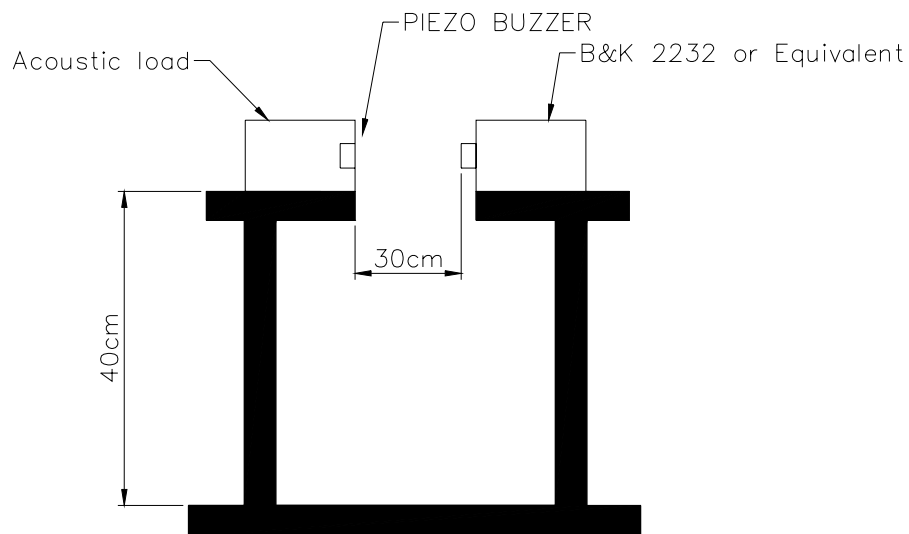
Measurement Condition

Test and measurement will be carried out under normal condition of temperature within 5°C to 35°C, relative humidity within 45% to 85% and air pressure of 860mbar to 1060mbar.

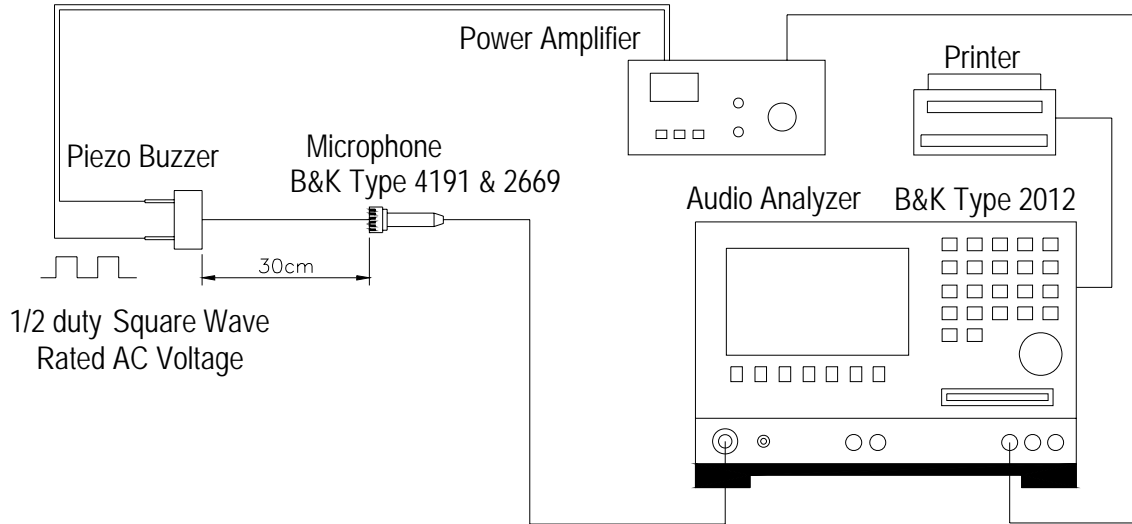
Should uncertainly arise in data obtained from the above atmosphere, control of temperature At 20°C±2°C and relative humidity within 60% and 70%, with air pressure remaining unchanged, To be enforced.

Value Applying Rated Voltage

STANDARD TEST FIXTURE

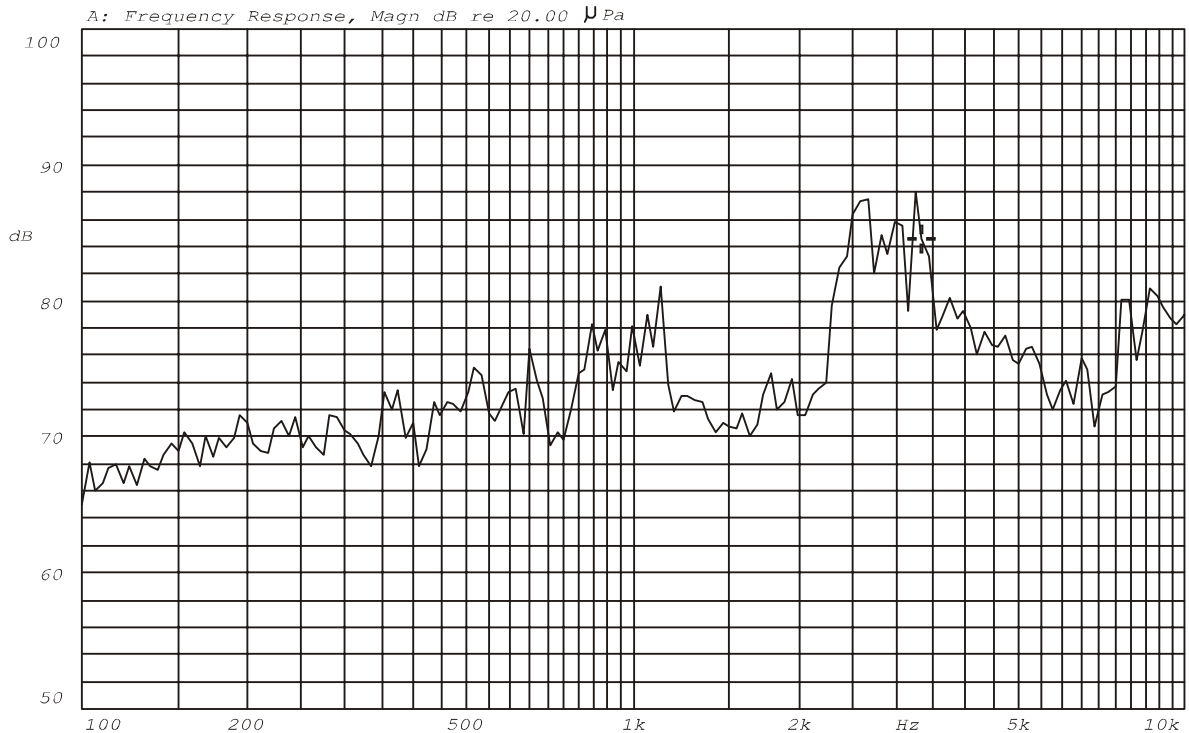


Standard test condition of piezo buzzer



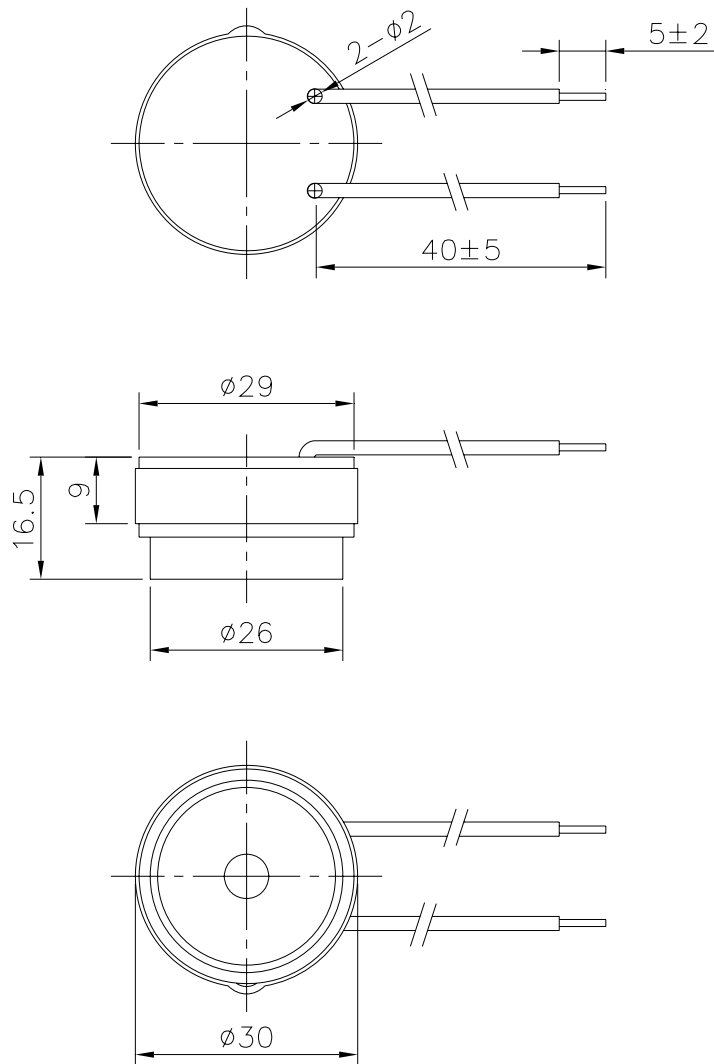
Frequency Response Curve

X:3.3497kHz Y:84.55dB ZA:Live Curve SSR T. RMS



Mode: SSR





NOTE:
LEAD WIRES SEPC.:UL1007 AWG28

TITLE: <i>PIEZO BUZZER</i>		DRAWN: <i>Richard</i> 01/15/2002	SCALE: 1:1	SHEET: 1 of 1
PART NO. <i>AZ-3034E-W</i>	1	DESIGNED: R & D DEP.	UNITS: mm	
DWG NO. <i>DTP-1127</i>		CHECKED:	TOLERANCE ± 0.5	
	REV	APPROVAL:	UNLESS OTHERWISE SPECIFIED:	
		MATERIAL: ABS	ONE PLACE DECIMAL \pm ***	
			TWO PLACE DECIMAL \pm ***	
			THREE PLACE DECIMAL \pm ***	

A & B Components

RELIABILITY TEST

AZ-3034E-W

Item		Conditions	Evaluation standard
01	Low Temp. Storage Test	A°C±2°C ,240Hr	(S.P.L)Test before numerical ±10dB (Frequency)Test before numerical ±10% (Current)Test before numerical ±10% (No crake is allowed on the part surface after Free drop test) ● After the test ,the part shall meet the specifications without any degradation in appearance and performance
02	High Temp. Storage Test	B°C±2°C RH50% ,240Hr	
03	Temp./Humidity Storage Test	40°C±2°C , RH90-95% 240Hr	
04	Thermal Shock Test	A°C±2°C (1Hr)→ ,20°C±2°C (1Hr) B°C±2°C (1Hr)→ ,20°C±2°C (1Hr)10 cycle	
05	Vibration Test	10-55Hz/1min amplitude1.5mm,X,Y,Z,3 directions	
06	Mechanical Shock Test	+100G,Sine wave, XYZ , 3 impacts per axis	
07	Free Drop Test	The part shall be dropped freely from a height of 75 cm onto concrete 1 time in 2 axes (total 4 times)	
08	Life Burning Test	The part shall be subjected to 1000 hrs in the room temp with rated voltage applied	
09	Lead Wire / Pin Pull Test	The Part checking standard : Following supplier's Spec. Finished-part checking Standard vertical Pull i)100g MIN 0.05mm Thickness of ceramic ii)300g MIN 0.1mm ≤ Thickness of ceramic b: Horizontal Pull i)700g MIN	

Remark : "A" means Storage low temp. "B" means Storage high temp