
SPECIFICATION FOR APPROVAL

Product	PIEZO BUZZER (EXTERNAL)
Part No.	AZ-4410E-W
Customer Approval	

Approved By	Checked By	Made By



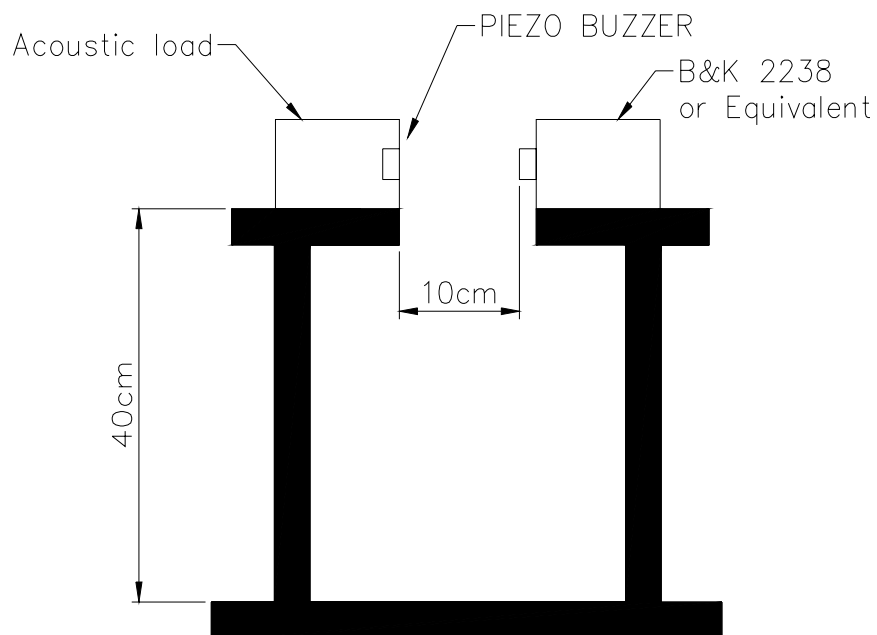
A & B Components

<http://www.speaker-tw.com>

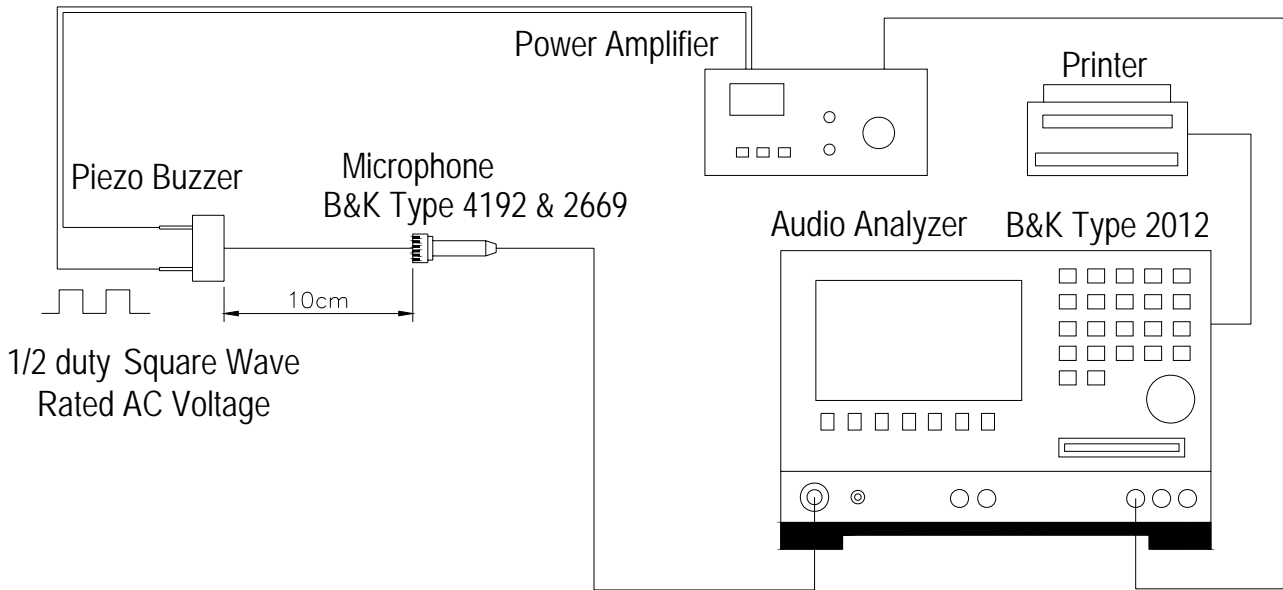
AZ-4410E-W

Items		Units	Specifications	Conditions
01	Rated Voltage	Vp-p	10	Square Wave
02	Operating Voltage	Vp-p	1-30	
03	Rated Current (Max)	mA	10	
04	Min Sound Output	dBA	88	at 1KHz / 10cm
05	Resonant Frequency	Hz	1000±300	
06	Operating Temp.	°C	-20 ~ +60	
07	Storage Temp.	°C	-30 ~ +70	
08	Capacitance at 120 Hz	pF	77000 ± 30%	
09	Weight	g	10	

STANDARD TEST FIXTURE



Standard test condition of piezo buzzer



Frequency Response Curve

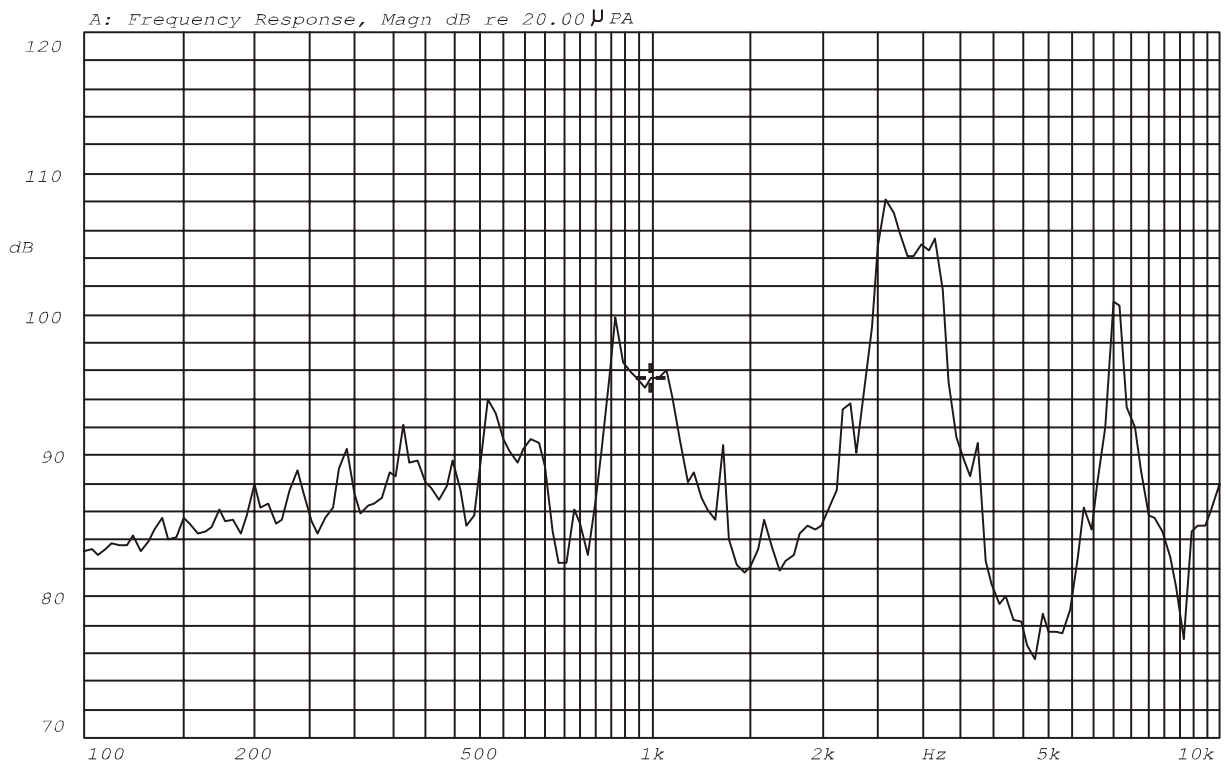
MODEL:AZ-4410E-W

X:1.0000kHz

Y:95.45dB

ZA:Live Curve

SSR T. RMS



Mode: SSR

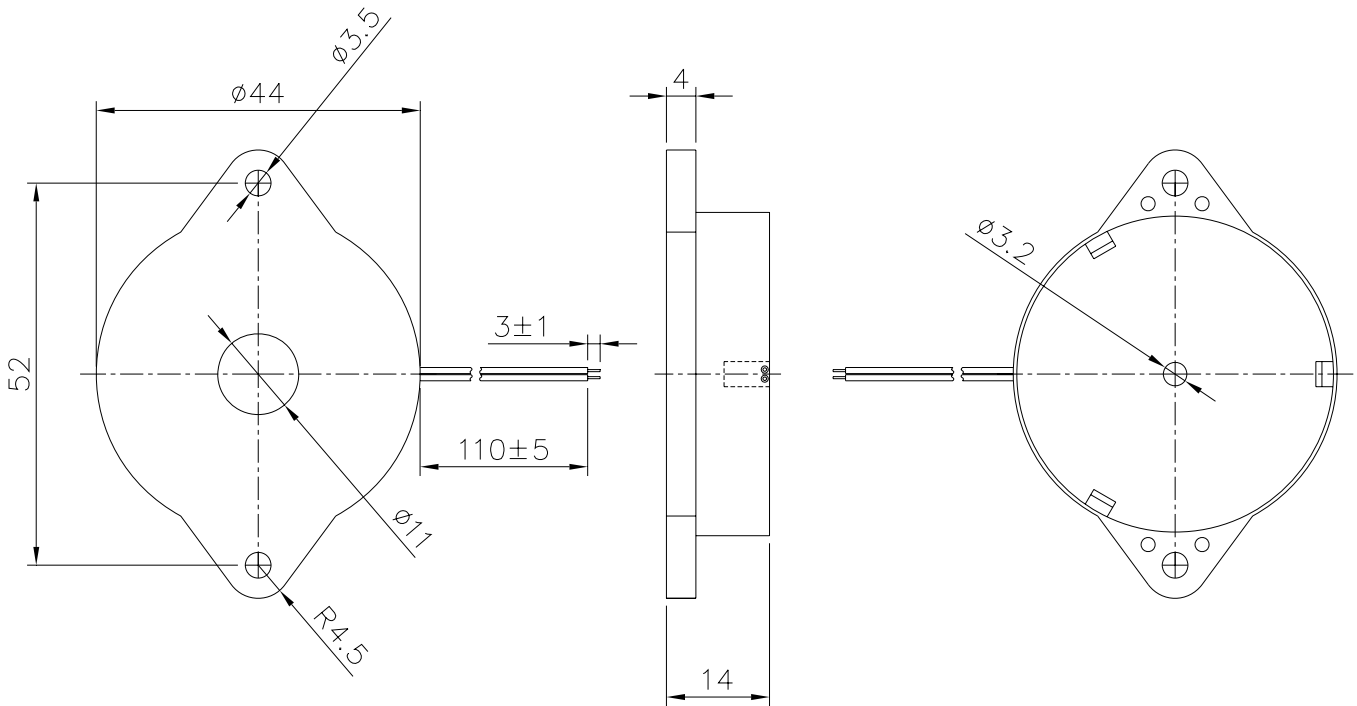


REV NO.

REVISION NOTE

APPROVAL

DATE



TITLE: <i>PIEZO BUZZER EXTERNAL</i>		DRAWN: <i>Richard</i> 08/27/2000	SCALE: 1:1	SHEET: 1 : 1
PART NO. <i>AZ-4410E-W</i>		DESIGNED: <i>R & D DEP.</i>	UNITS: <i>mm</i>	
DWC NO. <i>DTP-1002</i>		CHECKED:	TOLERANCE ± 0.5	
		APPROVAL:	UNLESS OTHERWISE SPECIFIED: ONE PLACE DECIMAL \pm *** TWO PLACE DECIMAL \pm *** THREE PLACE DECIMAL \pm ***	
REV		MATERIAL: <i>ABS</i>		

A & B Components

RELIABILITY TEST

AZ-4410E-W

Item	Conditions	Evaluation standard
01 Low Temp. Storage Test	A°C±2°C ,240Hr	(S.P.L)Test before numerical ±10dB *wrong (Frequency)Test before numerical ±10% (Current)Test before numerical ±10% (No crake is allowed on the part surface after Free drop test) ● After the test ,the part shall meet the specifications without any degradation in appearance and performance
02 High Temp.Storage Test	B°C±2°C RH50% ,240Hr	
03 Temp./Humidity Storage Test	40°C±2°C , RH90-95% 240Hr	
04 Thermal Shock Test	A°C±2°C (1Hr)→ ,20°C±2°C (1Hr) B°C±2°C (1Hr)→ ,20°C±2°C (1Hr)10 cycle	
05 Vibration Test	10-55Hz/1min amplitude1.5mm,X,Y,Z,3 directions	
06 Mechanical Shock Test	+100G,Sine wave, XYZ , 3 impacts per axis	
07 Free Drop Test	The part shall be dropped freely from a height of 75 cm onto concrete 1 time in 2 axes (total 4 times)	
08 Life Burning Test	The part shall be subjected to 1000 hrs in the room temp with rated voltage applied	
09 Lead Wire / Pin Pull Test	The Part checking standard : Following supplier's Spec. Finished-part checking Standard vertical Pull i)100g MIN 0.05mm Thickness of ceramic ii)300g MIN 0.1mm ≤ Thickness of ceramic b: Horizontal Pull i)700g MIN	

Remark : "A"means Storage low temp. "B"means Storage high temp