
SPECIFICATION FOR APPROVAL

Product	PIEZO BUZZER
Part No.	AZ-4228E-B
Customer Approval	

Approved By	Checked By	Made By



A & B Components

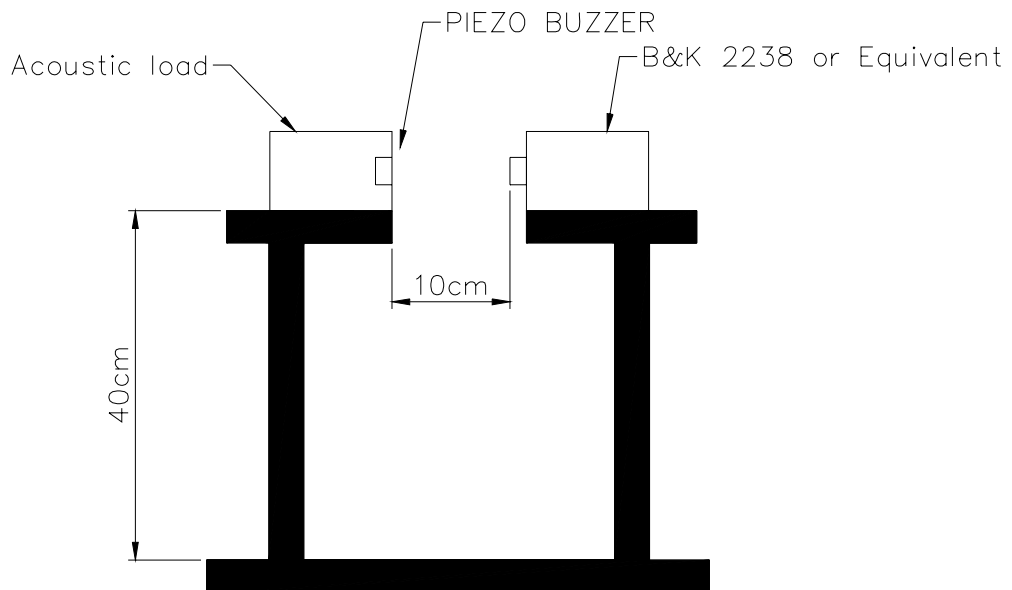
<http://www.speaker-tw.com>

AZ-4228E-B

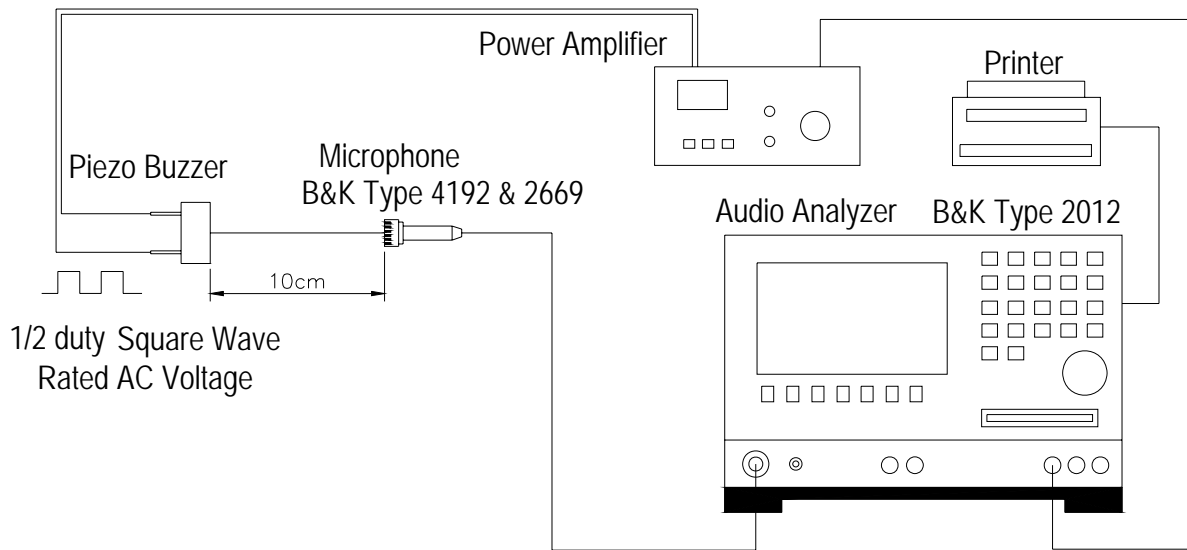
Items		Units	Specifications	Conditions
01	Rated Voltage	Vp-p	12	Square Wave
02	Operating Voltage	Vp-p	3~24	
03	Rated Current	mA(Max)	14	12Vp-p / 2.8KHz
04	Sound Output At 10cm	dBA(Min)	85	At 12Vp-p / 2.8KHz
05	Resonant Frequency	Hz	2800±500	
06	Operating Temp.	°C	-20 ~ +60	
07	Storage Temp.	°C	-30 ~ +70	
08	Weight	g	10	

Value Applying Rated Voltage

STANDARD TEST FIXTURE



Standard test condition of piezo buzzer



Frequency Response Curve

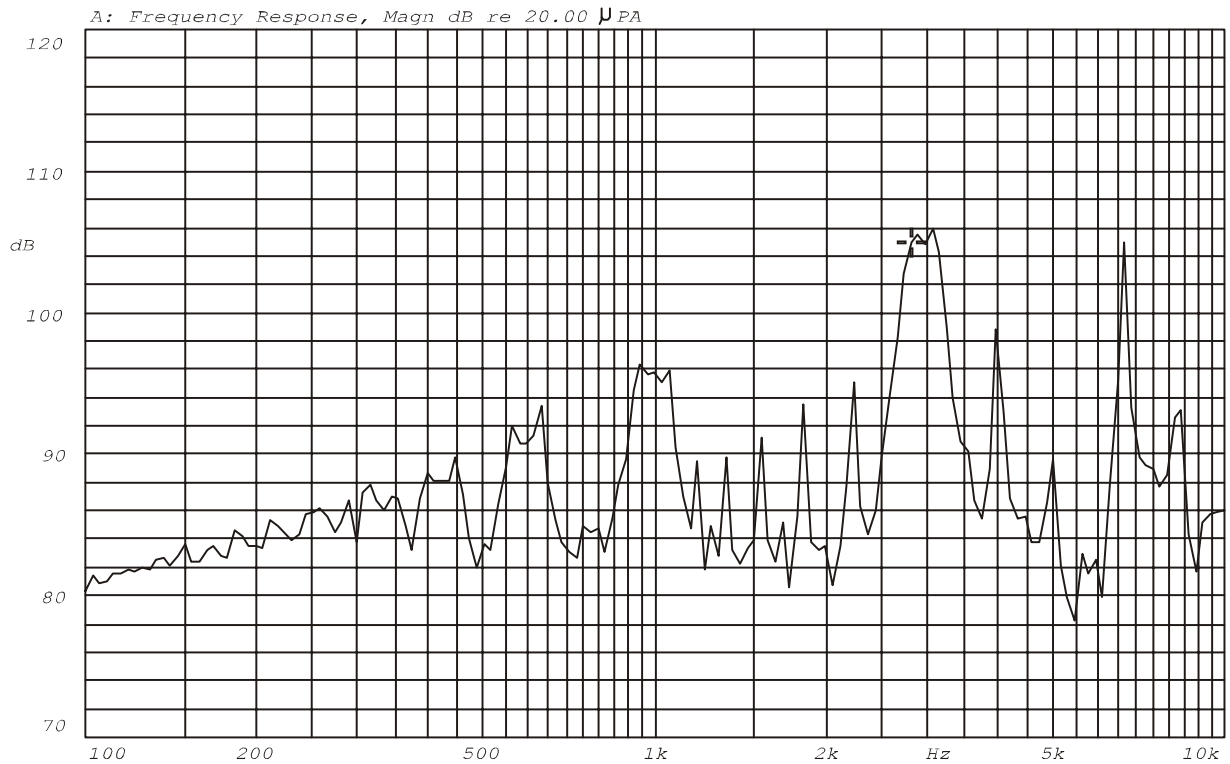
MODEL: AZ-4228E-B

X: 2.8184kHz

Y: 104.96dB

ZA: Live Curve

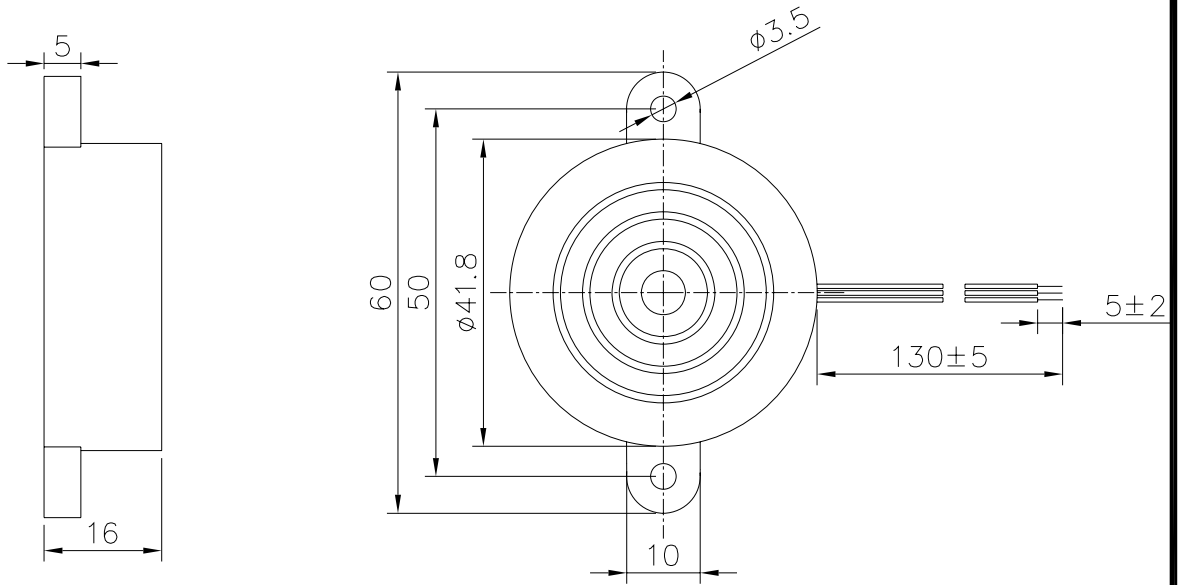
SSR T. RMS



Mode: SSR



REV NO.	REVISION NOTE	APPROVAL	DATE
---------	---------------	----------	------



TITLE:	PIEZO BUZZER		DRAWN:	<i>Richard</i>	09/24/2001	SCALE:	1:1	SHEET:	1 of 1
PART NO.	AZ-4228E-B		DESIGNED:	R & D DEP.		UNITS:	mm		
DWG NO.	DTP-1072		CHECKED:			TOLERANCE	± 0.3		
			APPROVAL:			UNLESS OTHERWISE SPECIFIED:			
			MATERIAL:	ABS		ONE PLACE DECIMAL ± ***			
						TWO PLACE DECIMAL ± ***			
						THREE PLACE DECIMAL ± ***			

A & B Components

AZ-4228E-B

Item		Conditions	Evaluation standard
01	Low Temp. Storage Test	A°C±2°C ,240Hr	(S.P.L)Test before numerical ±10dB *wrong (Frequency)Test before numerical ±10% (Current)Test before numerical ±10% (No crake is allowed on the part surface after Free drop test) ● After the test ,the part shall meet the specifications without any degradation in appearance and performance
02	High Temp.Storage Test	B°C±2°C RH50% ,240Hr	
03	Temp./Humidity Storage Test	40°C±2°C , RH90-95% 240Hr	
04	Thermal Shock Test	A°C±2°C (1Hr)→ ,20°C±2°C (1Hr) B°C±2°C (1Hr)→ ,20°C±2°C (1Hr)10 cycle	
05	Vibration Test	10-55Hz/1min amplitude1.5mm,X,Y,Z,3 directions	
06	Mechanical Shock Test	+100G,Sine wave, XYZ , 3 impacts per axis	
07	Free Drop Test	The part shall be dropped freely from a height of 75 cm onto concrete 1 time in 2 axes (total 4 times)	
08	Life Burning Test	The part shall be subjected to 1000 hrs in the room temp with rated voltage applied	
09	Lead Wire / Pin Pull Test	The Part checking standard : Following supplier's Spec. Finished-part checking Standard vertical Pull i)100g MIN 0.05mm Thickness of ceramic ii)300g MIN 0.1mm ≤ Thickness of ceramic b: Horizontal Pull i)700g MIN	

Remark : "A"means Storage low temp. "B"means Storage high temp